


# Citrus County Fair Rabbit Record Book



Is this an Individual's Record Book \_\_\_\_\_ or Club / Chapter Record Book \_\_\_\_\_

Individual Name \_\_\_\_\_

**OR**

Club / Chapter Name \_\_\_\_\_

**Club / Chapter Showman** \_\_\_\_\_

Age (as of Sept. 1) \_\_\_\_\_ Date of Birth \_\_\_\_\_

Check one: 4-H Jr. \_\_\_\_\_ 4-H Int. \_\_\_\_\_ 4-H Sr. \_\_\_\_\_

FFA Jr. \_\_\_\_\_ FFA Sr. \_\_\_\_\_ #of years in this project \_\_\_\_\_

I hereby certify that as the exhibitor of this project, I have personally kept records on this project and have personally completed this record book.

Signed \_\_\_\_\_

Member

Date

This youth is an active member of the \_\_\_\_\_ Club\Chapter.

This record book has been completed by the youth and is an accurate record of the project.

Signed \_\_\_\_\_

4-H Leader\Advisor

Date

**Youth Animal Project Agreement**  
(To be completed at beginning of project)

The youth is responsible for caring for the animal, which will include feeding, de-worming, providing fresh clean water, providing a pen, washing, and showing. The youth will use this project as an educational tool to learn skills needed in the livestock industry. This project will also help the youth to accept success and failure as a learning experience. The youth will keep accurate records on their project animal.

**I accept these responsibilities.**

|               |                         |
|---------------|-------------------------|
| _____<br>Date | _____<br>Signed - Youth |
|---------------|-------------------------|

The parents are responsible for providing financial help if needed along with assistance and encouragement while the youth is raising this animal.

**We accept these responsibilities.**

|               |                                      |
|---------------|--------------------------------------|
| _____<br>Date | _____<br>Signed - Parent or Guardian |
|---------------|--------------------------------------|

The 4-H Leader or FFA Advisor is available to visit or assist the exhibitor with their animal when needed.

**I understand these responsibilities.**

|               |   |
|---------------|---|
| _____<br>Date | _____<br>Signed - 4-H Leader or FFA Advisor |
|---------------|---|

The Purpose of this animal project is to achieve the following:

- a. To acquire an understanding of the animal industry by preparing for, purchasing, caring for, and keeping records on one or more head of animals.
- b. To be able to identify the types and breeds of animals and employ efficient methods of production and marketing.
- c. To understand the business aspects and economics of purchasing animals, feed facilities, and equipment for an animal project.
- d. To develop integrity, sportsmanship, and cooperation
- e. To develop leadership abilities, build character, and become responsible citizens.

## Setting Project Goals

Choose several goals for your project. Goals should be established at the beginning of your project. They should be challenging, yet attainable. Goals should include all aspects of your project. At the close of the project, the achievements should be compared with your goals.

- Raise my animal(s) to completion and exhibit at the fair.
- Have my animal(s) meet breed standards for the ideal breeding animal.
- Learn how to groom and clip my project animal(s).
- Take full responsibility for fitting and showing of my animal(s).
- Complete my record book to the best of my ability.
- Teach about my project in a professional manner.

**Animal Information**

For each animal in this project, a separate animal information page and health record must be included.  
Add copies of this page as needed.

Animal's Name \_\_\_\_\_ Breed \_\_\_\_\_

Breeder or who purchased from \_\_\_\_\_

Breeder's Address \_\_\_\_\_

ID# or Registration # \_\_\_\_\_ Birth Date (if known) \_\_\_\_\_

Date Purchased \_\_\_\_\_

\*\*\*\*\*

**Health Record**

List any health problems your animal had and how you treated them during this project.

| Date | Symptoms | Estimated Weight | Treatment | Date Withdrawal Complete | If this is an extra label or Rx drug, list the licensed Veterinarian's name, phone " who prescribed or directed the treatment |
|------|----------|------------------|-----------|--------------------------|---|
|      |          |                  |           |                          |   |
|      |          |                  |           |                          |   |
|      |          |                  |           |                          |   |
|      |          |                  |           |                          |   |
|      |          |                  |           |                          |   |
|      |          |                  |           |                          |   |
|      |          |                  |           |                          |   |
|      |          |                  |           |                          |   |
|      |          |                  |           |                          |   |
|      |          |                  |           |                          |   |

## Project Terms and Explanations

### Notes for Project Inventory

1. **Project Year** - Based on a calendar year. Current project year is same year as current Fair.
2. **Date Acquired** - List the date you obtained this item, on items older than 1 year, the year will be sufficient.
3. **Purchase cost or value** - What did this item cost when you obtained it? (Fair market value)
4. **Value at Beginning of Project** - Same as purchase cost for items purchased current calendar year. On items from previous years this should be the value from last year's ending inventory or depreciated value of 10% of purchase cost per calendar year.
5. **Depreciation of 10%** - This will be 10%, per calendar year, of the original purchase cost for the items you will still have at the end of the project. This includes items you had at the beginning of the project as well as items purchased during the current calendar year. Depreciation is the loss in value of your assets and is an expense.
6. **Value at the end of the project** - This is the value at the beginning of the project minus the depreciation.

### Examples:

| Items Description       | Date Acquired                    | Purchase Cost or Value | Value at beginning of project                                       | Depreciation (10% of purchase cost, for this calendar year) | Value at end of project |
|-------------------------|----------------------------------|------------------------|---|---|-------------------------|
| Rope                    | Purchased 4 years ago            | 5.00                   | (Depreciated 10% for 3 years)<br>3.50                               | .50   | 3.00                    |
| Comb                    | Purchased 3 years ago            | 5.00                   | (Depreciated 10% for 2 years)<br>4.00                               | .50   | 3.50                    |
| Brush                   | Purchased Previous Calendar Year | 6.00                   | (Depreciated 10% for 1 year)<br>5.40                                | .60   | 4.80                    |
| Bucket                  | Purchased Current Calendar Year  | 4.00                   | (No Previous Depreciation - purchased current project year)<br>4.00 | .40   | 3.60                    |
| Total Depreciation *    |                                  | XXXXXX                 | XXXXXXXXXXXXXX  | 2.00  | XXXXX                   |
| Value of Project Assets |                                  | XXXXXX                 | XXXXXXXXXXXXXX  | XXXXXXXXXXXXXX  | 14.90                   |

**Beginning Inventory**

List all equipment and assets you had at the beginning of the project. After listing existing inventory, you should also list those items you purchased this year that you will keep after the project is finished.

**List items you will keep past the end of this project on this page only** (inventory examples include clippers, blowers, chutes, tack, etc.) Do NOT list expendable items such as shampoo, etc.

**Refer to Project Terms and Explanation, page 5, for descriptions of each column.**

| Description Item  | Date Acquired or Purchased      | <b><u>Original</u></b><br>Purchase Cost or Value | Value at the Beginning of this Project Year | Depreciation (10% of <b><u>Original</u></b> Purchase Cost Per Project Year) | Value at End of this Project |
|---|---------------------------------|--|---|---|------------------------------|
| <b>EXAMPLE</b><br>Brush                                   | Purchased Previous Project Year | 6.00   | 5.40  | .60   | 4.80                         |
| <b>EXAMPLE</b><br>Water Nipple                            | Purchased Current Project Year  | 9.90   | 9.90  | .99   | 8.91                         |
|   |                                 |  |   |   |                              |
|   |                                 |  |   |   |                              |
|   |                                 |  |   |   |                              |
|   |                                 |  |   |   |                              |
|   |                                 |  |   |   |                              |
|   |                                 |  |   |   |                              |
|   |                                 |  |   |   |                              |
|   |                                 |  |   |   |                              |
|   |                                 |  |   |   |                              |
|   |                                 |  |   |   |                              |
|   |                                 |  |   |   |                              |
|   |                                 |  |   |   |                              |
|   |                                 |  |   |   |                              |
|   |                                 |  |   |   |                              |
| <b>Total Depreciation</b><br>(Depreciation is an Expense) | XXXXXX                          | XXXXX  | XXXXX                                       |   | XXXX                         |
| <b>Value at End /Total Assets</b>                         | XXXXXX                          | XXXXX  | XXXXX                                       | XXXXX   |                              |

Project Start Date: \_\_\_\_\_ Project End Date: \_\_\_\_\_

**Feed Expense Record**

Start at the date of registration. Make and add copies as needed. Please enter the information every time you purchase feed for your project. Prior expenses should be listed on pg.8 (miscellaneous).

| Date   | Type of Feed | Lbs. of Feed *<br>(F1) | <u>Cost</u> of Feed*<br>(E1) | <u>Cost</u> of Roughage **<br>(E2) | Lbs. of Other Supplements<br>(F2) | <u>Cost</u> of Other Supplements<br>(E3) |
|--------|--------------|------------------------|------------------------------|------------------------------------|-----------------------------------|--|
|        |              |                        | \$                           | \$                                 |                                   | \$                                       |
|        |              |                        |                              |                                    |                                   |  |
|        |              |                        |                              |                                    |                                   |  |
|        |              |                        |                              |                                    |                                   |  |
|        |              |                        |                              |                                    |                                   |  |
|        |              |                        |                              |                                    |                                   |  |
|        |              |                        |                              |                                    |                                   |  |
|        |              |                        |                              |                                    |                                   |  |
|        |              |                        |                              |                                    |                                   |  |
|        |              |                        |                              |                                    |                                   |  |
|        |              |                        |                              |                                    |                                   |  |
|        |              |                        |                              |                                    |                                   |  |
|        |              |                        |                              |                                    |                                   |  |
|        |              |                        |                              |                                    |                                   |  |
|        |              |                        |                              |                                    |                                   |  |
|        |              |                        |                              |                                    |                                   |  |
|        |              |                        |                              |                                    |                                   |  |
|        |              |                        |                              |                                    |                                   |  |
|        |              |                        |                              |                                    |                                   |  |
| Totals | XXXXXXXXXX   |                        | \$                           | \$                                 |                                   | \$                                       |

\_\_\_\_\_ # of animals being fed from this record

\_\_\_\_\_ # cost of feed per animal

\_\_\_\_\_ # of pounds of feed per animal

**\*Feed includes:** all concentrate, bag feed, corn, roughage, etc.





### Financial Summary

**Expenses**

**Income**

Animal \_\_\_\_\_

Fair Premium \_\_\_\_\_

Depreciation (pg. 6) \_\_\_\_\_

Sale of Animal \_\_\_\_\_

Feed (pg. 7) \_\_\_\_\_

If sold - other \_\_\_\_\_  
(young, manure, etc.)

Misc. Operating  
Expenses (pg. 8) \_\_\_\_\_

Total \_\_\_\_\_

Total \_\_\_\_\_

$$\text{Income} - \text{Expenses} = \text{Profit (+) or Loss (-)}$$

# of hours spent on this project \_\_\_\_\_

\*\*\*\*\*

#### Project Summary To Be Completed after the Fair

My animal received a \_\_\_\_\_ ribbon at the fair.

Other awards I received at the fair included \_\_\_\_\_

\_\_\_\_\_

As a result of you showing at the fair, what did you learn to help you in future projects (You may want to include success as well as mistakes you made.)

\_\_\_\_\_

\_\_\_\_\_

\_\_\_\_\_

\_\_\_\_\_

\_\_\_\_\_

**Project Story**  
***(Attach on your own paper)***

Your story should make a point and have interesting facts or experiences that give the judge an understanding of what you did and learned with this project. Remember grammar, spelling, and neatness will be observed by the judges. **Minimum of 3 paragraphs** (a paragraph is at least 4 sentences long).

Your story should follow this outline:

~ Introduce yourself with your name, club or chapter, how long you have done this project and why you chose this project.

~ What did you learn and how?

~ What safety practices did you use?

~ What is something you would do to improve this project?

~ What skills did you learn or improve from other projects?

~ What thought do you want to leave the judge about you and this project?

**Project Photos**


Photos show the beginning and end of your project and skills that you have learned. This should include a **minimum of 4 pictures and a maximum of 8 pictures**. Include a caption with each photo using complete sentences to tell a “story” about your project. For example: what skills you are demonstrating and why? DO NOT start caption with “Here I am ....”, “This is me .....", “In this picture.....”.

Photo One




Caption: \_\_\_\_\_  
\_\_\_\_\_  
\_\_\_\_\_  
\_\_\_\_\_  
\_\_\_\_\_  
\_\_\_\_\_  
\_\_\_\_\_

Photo Two




Caption: \_\_\_\_\_  
\_\_\_\_\_  
\_\_\_\_\_  
\_\_\_\_\_  
\_\_\_\_\_  
\_\_\_\_\_  
\_\_\_\_\_

Photo Three



Caption: \_\_\_\_\_  
\_\_\_\_\_  
\_\_\_\_\_  
\_\_\_\_\_  
\_\_\_\_\_  
\_\_\_\_\_  
\_\_\_\_\_

Photo Four



Caption: \_\_\_\_\_

\_\_\_\_\_

\_\_\_\_\_

\_\_\_\_\_

\_\_\_\_\_

\_\_\_\_\_

\_\_\_\_\_

\_\_\_\_\_

**ADD PAGES AS NEEDED.**