

Citrus County Fair  
Breeding Goat Record Book



Is this an Individual's Record Book \_\_\_\_\_ or Club / Chapter Record Book \_\_\_\_\_

Individual Name \_\_\_\_\_

**OR**

Club / Chapter Name \_\_\_\_\_

**Club / Chapter Showman** \_\_\_\_\_

Age (as of Sept. 1) \_\_\_\_\_ Date of Birth \_\_\_\_\_ # of years in this project \_\_\_\_\_

Check one: 4-H Jr. \_\_\_\_\_ 4-H Int. \_\_\_\_\_ 4-H Sr. \_\_\_\_\_ FFA Jr. \_\_\_\_\_ FFA Sr. \_\_\_\_\_

I hereby certify that as the exhibitor of this project. I have personally kept records on this project and have personally completed this record book.

Signed: \_\_\_\_\_

(Member)

(Date)

This youth is an active member of the \_\_\_\_\_ Club / Chapter.

This record book has been completed by the youth and is an accurate record of the project.

Signed: \_\_\_\_\_

(4-H Leader / FFA Advisor)

(Date)

I hereby certify that any drug, antibiotic or biological substance which may have been administered by myself or any other person, was done so in strict compliance with the manufacturers label requirements or as prescribed by a veterinarian.

Exhibitor Signature: \_\_\_\_\_

Parent Signature: \_\_\_\_\_

**Youth Animal Project Agreement**  
(To be completed at beginning of project)

The youth is responsible for caring for the animal, which will include feeding, deworming, providing fresh clean water, providing a pen, washing, and showing. The youth will use this project as an educational tool to learn skills needed in the livestock industry. This project will also help the youth to accept success and failure as a learning experience. The youth will keep accurate records on their project animal.

**I accept these responsibilities**

\_\_\_\_\_  
(Date)

\_\_\_\_\_  
(Signed by Youth)

**We accept these responsibilities**

The parents are responsible for providing financial help if needed along with assistance and encouragement while the youth is raising this animal.

\_\_\_\_\_  
(Date)

\_\_\_\_\_  
(Signed Parent or Guardian)

The 4-H Leader or FFA Advisor is available to visit or assist the exhibitor with their animal when needed.

**I understand these responsibilities**

\_\_\_\_\_  
(Date)

\_\_\_\_\_  
(Signed 4-H Leader or FFA Advisor)

**PURPOSE**

The Purpose of this animal project is to achieve the following:

- a. To acquire an understanding of the animal industry by preparing for, purchasing, caring for, and keeping records on one or more head of animals.
- b. To be able to identify the types and breeds of animals and employ efficient methods of production and marketing.
- c. To understand the business aspects and economics of purchasing animals, feed facilities, and equipment for an animal project.
- d. To develop integrity, sportsmanship, and cooperation
- e. To develop leadership abilities, build character, and become responsible citizens.

### **Setting Project Goals**

Choose several goals for your project. Goals should be established at the beginning of your project. They should be challenging, yet attainable. Goals should include all aspects of your project. At the close of the project, the achievements should be compared with your goals.

- Raise my animal(s) to completion and exhibit at the fair
- Have my animal(s) meet breed standards for the ideal breeding animal
- Learn how to groom and clip my project animal(s)
- Take full responsibility for fitting and showing of my animal(s)
- Complete my record book to the best of my ability

### Animal Information

For each animal in this project, a separate animal information page and health record must be included.

Add copies of this page as needed.

Animal's Name: \_\_\_\_\_

Breed: \_\_\_\_\_ Breeder's Name: \_\_\_\_\_

ID or Registration #: \_\_\_\_\_ Birth Date: \_\_\_\_\_

Date Purchased: \_\_\_\_\_ Weight at time of purchase: \_\_\_\_\_

### ANIMAL HEALTH RECORD

List all medical procedures on your animal(s) including preventative measures as well as treatment for illness or injury. Include all medications given.

Treatment Date:	Treatment:	Animal Treated:
Reason:	Withdrawal Date:	
Treatment Date:	Treatment:	Animal Treated:
Reason:	Withdrawal Date:	
Treatment Date:	Treatment:	Animal Treated:
Reason:	Withdrawal Date:	
Treatment Date:	Treatment:	Animal Treated:
Reason:	Withdrawal Date:	
Treatment Date:	Treatment:	Animal Treated:
Reason:	Withdrawal Date:	
Treatment Date:	Treatment:	Animal Treated:
Reason:	Withdrawal Date:	

**Project Animal Summary**

List all animals you own at the beginning of the project and add any animals you purchase or animal(s) born during the project year. Animals sold during the year should be recorded under OTHER INCOME. Animals sold should have a \$0 value at end of project for this page.

**\*\* Beginning \$ Value:** Value of existing animals at beginning of project OR purchase cost of new animals OR value of animal(s) born.

**\*\$ Value at end of project:** Your animal's value should increase and is an estimated value.

Animal Description (Animal # and/or Name)	Breed	Sex	Date Acquired	Date Born	Beginning \$ Value **	\$ Value at end of project	Indicate if animal sold, kept, died, etc
<b>Value at Beginning</b>							
<b>Value at End /Value of Animal Assets</b>							

**Project Terms and Explanations**

**Notes for Project Inventory**

1. **Project Year** - Based on a calendar year. Current project year is same year as current Fair.
2. **Date Acquired** - List the date you obtained this item, on items older than 1 year, the year will be sufficient.
3. **Purchase cost or value** - What did this item cost when you obtained it? (Fair market value)
4. **Value at Beginning of Project** - Same as purchase cost for items purchased current calendar year. On items from previous years this should be the value from last year's ending inventory or depreciated value of 10% of purchase cost per calendar year.
5. **Depreciation of 10%** - This will be 10%, per calendar year, of the original purchase cost for the items you will still have at the end of the project. This includes items you had at the beginning of the project as well as items purchased during the current calendar year. Depreciation is the loss in value of your assets and is an expense.
6. **Value at the end of the project** - This is the value at the beginning of the project minus the depreciation.

**Examples:**

<b>Items Description</b>	<b>Date Acquired</b>	<b>Purchase Cost or Value</b>	<b>Value at beginning of project</b>	<b>Depreciation (10% of purchase cost, for this calendar year)</b>	<b>Value at end of project</b>
Rope	Purchased 4 years ago	5.00	(Depreciated 10% for 3 years) 3.50	.50	3.00
Comb	Purchased 3 years ago	5.00	(Depreciated 10% for 2 years) 4.00	.50	3.50
Brush	Purchased Previous Calendar Year	6.00	(Depreciated 10% for 1 year) 5.40	.60	4.80
Bucket	Purchased Current Calendar Year	4.00	(No Previous Depreciation - purchased current project year) 4.00	.40	3.60
Total Depreciation*		XXXXXX	XXXXXXXXXXXXXXXX	2.00	XXXXX
Value of Project Assets		XXXXXX	XXXXXXXXXXXXXXXX	XXXXXXXXXXXXXXXX	14.90

## Beginning Inventory

List all equipment and assets you had at beginning of the project. After listing existing inventory, you should also list those items you purchased this year that you will keep after the project is finished.

**List items you will keep past the end of this project on this page only.** (Inventory examples include clippers, blowers, chutes, tack, etc.) DO NOT list expendable items such as shampoo, etc.

**Refer to Project Terms and Explanation, for descriptions of each column.**

Item Description	Acquired	Purchase Cost or Value	Value at beginning of project	Depreciation (10% of purchase cost, per calendar year)	Value at end of project
		A	B	C	D
Comb	Purchased previous year	\$ 6.00	\$5.40	.60	\$4.80
Brush	Purchased current year	\$ 4.00	\$4.00	.40	\$3.60
<b>Total Depreciation (Depreciation is an expense)</b>	XXXXXXXXXXXXXXXXXX	XXXXXXXXXXXXXXXXXX	XXXXXXXXXXXXXXXXXX		XXXXXXXXXXXXXXXXXX
<b>Value of Project Assets</b>	XXXXXXXXXXXXXXXXXX	XXXXXXXXXXXXXXXXXX	XXXXXXXXXXXXXXXXXX	XXXXXXXXXXXXXXXXXX	









**Project Summary**

This record book covers my 4-H / FFA project with (number of animals): \_\_\_\_\_ animals.

**Is this an ongoing Breeding/Production project?**    Yes \_\_\_\_\_ No \_\_\_\_\_                      **Income:**

Other Income:    (From page 10)    \_\_\_\_\_ 1

**TOTAL PRELIMINARY INCOME (Line 1)**                      \_\_\_\_\_ 2

**Expenses:**

Total Depreciation:                                      (From page 7)    \_\_\_\_\_ 3

Total Miscellaneous Expenses:                      (From page 9)    \_\_\_\_\_ 4

Total Feed Expenses:                                      (From page 8)    \_\_\_\_\_ 5

Total Breeding Fees (use of Rams)    \_\_\_\_\_ 6

**TOTAL EXPENSES (Line 3 + 4 + 5 +6)**                      \_\_\_\_\_ 7

**Project animal Inventory:**

Value at End    (From page 5)    \_\_\_\_\_ 8

Value at Beginning                                      (From page 5)    \_\_\_\_\_ 9

**NET CHANGE IN ANIMAL INVENTORY (Line 8 - 9)**                      \_\_\_\_\_ 10

**SUMMARY:**

Preliminary Profit/Loss (Line 2 - Line 7) + Line 9                      \_\_\_\_\_ 11

**Lines 12 and 13 will be completed after the Fair.**

Animal Premiums (To be filled in after the Fair)                      \_\_\_\_\_ 12

**FINAL PROFIT OR LOSS**                      (Line 11 + 12)                      \_\_\_\_\_ 13

---

**ASSETS:**

Value of Project Assets                                      (From page 7)    \_\_\_\_\_ 14

Value of Animal Assets                                      (From page 5)    \_\_\_\_\_ 15

**TOTAL ASSETS (Line 13 +14 +15)**                      \_\_\_\_\_ 16

Number of Hours spent on Project: \_\_\_\_\_

### **Project Story**

Your story should make a point and have interesting facts or experiences that give the judge an understanding of what you did and learned with this project. Remember grammar, spelling, and neatness will be observed by the judges. **Minimum of 3 paragraphs** (a paragraph is at least 4 sentences long).

Your story should follow this outline:

~ Introduce yourself with your name, club or chapter, how long you have done this project and why you chose this project.

~ What did you learn and how?

~ What safety practices did you use?

~ What is something you would do to improve this project?


~ What skills did you learn or improve from other projects?

~ What thought do you want to leave the judge about you and this project?

**Project Photos**


Photos show the beginning and end of your project and skills that you have learned. This should include a **minimum of 4 pictures and a maximum of 8 pictures**. Include a caption with each photo using complete sentences to tell a “story” about your project. For example: what skills you are demonstrating and why? DO NOT start caption with “Here I am ....”, “This is me .....", “In this picture.....”.

Photo One




Caption: \_\_\_\_\_  
\_\_\_\_\_  
\_\_\_\_\_  
\_\_\_\_\_  
\_\_\_\_\_  
\_\_\_\_\_  
\_\_\_\_\_

Photo Two




Caption: \_\_\_\_\_  
\_\_\_\_\_  
\_\_\_\_\_  
\_\_\_\_\_  
\_\_\_\_\_  
\_\_\_\_\_  
\_\_\_\_\_

Photo Three



Caption: \_\_\_\_\_  
\_\_\_\_\_  
\_\_\_\_\_  
\_\_\_\_\_  
\_\_\_\_\_  
\_\_\_\_\_  
\_\_\_\_\_  
\_\_\_\_\_

Photo Four



Caption: \_\_\_\_\_  
\_\_\_\_\_  
\_\_\_\_\_  
\_\_\_\_\_  
\_\_\_\_\_  
\_\_\_\_\_  
\_\_\_\_\_  
\_\_\_\_\_

**ADD PAGES AS NEEDED.**



