

Citrus County Fair
Sheep Breeding Animal Record Book



Name: _____

Age as of Sept. 1: _____ Date of Birth: _____

4-H Club or Chapter: _____

Check One: 4-H Jr. _____ 4-H Int. _____ 4-H Sr. _____

FFA Jr. _____ FFA Sr. _____

Number of Years in this project: _____

I hereby certify that as the exhibitor of this project. I have personally kept records on this project and have personally completed this record book.

Signed: _____

(Member)

(Date)

This youth is an active member of the _____ Club / Chapter.

This record book has been completed by the youth and is an accurate record of the project.

Signed: _____

(4-H Leader / FFA Advisor)

(Date)

I hereby certify that any drug, antibiotic or biological substance which may have been administered by myself or any other person, was done so in strict compliance with the manufacturers label requirements or as prescribed by a veterinarian.

Exhibitor Signature: _____

Parent Signature: _____

Youth Animal Project Agreement

The youth is responsible for caring for the animal, which will include feeding, deworming, providing fresh clean water, providing a pen, washing, and showing. The youth will use this project as an educational tool to learn skills needed in the livestock industry. This project will also help the youth to accept success and failure as a learning experience. The youth will keep accurate records on their project animal.

I accept these responsibilities

(Date)

(Signed By Youth)

The parents are responsible for providing financial help if needed along with assistance and encouragement while the youth is raising this animal.

(Date)

(Signed Parent or Guardian)

The 4-H Leader or FFA Advisor is responsible for visiting the youth and the animal to give assistance when needed.

(Date)

(Signed 4-H Leader of FFA Advisor)

The Purpose of this animal project is to achieve the following:

- a. To acquire an understanding of the animal industry by preparing for, purchasing, caring for, and keeping records on one or more head of animals.
- b. To be able to identify the types and breeds of animals and employ efficient methods of production and marketing.
- c. To understand the business aspects and economics of purchasing animals, feed facilities, and equipment for an animal project.
- d. To develop integrity, sportsmanship, and cooperation
- e. To develop leadership abilities, build character, and become responsible citizens.

Choose several goals for your project. Goals should be established at the beginning of your project. They should be challenging, yet attainable. Goals should include all aspects of your project. At the close of the project, the achievements should be compared with your goals.

- Raise my animal(s) to completion and exhibit at the fair
- Have my animal(s) meet breed standards for the ideal breeding animal
- Learn how to groom and clip my project animal(s)
- Take full responsibility for fitting and showing of my animal(s)
- Complete my record book to the best of my ability
- Market my project in a professional manner
- Complete a demonstration or presentation of my project - **Required for all exhibitors**
(Reference your demonstration in project story and project photos)

Animal Information

Animal's Name: _____

Breed: _____ Breeder's Name: _____

ID or Registration #: _____ Birth Date: _____

Date Purchased: _____ Weight at time of purchase: _____

Project Story

Your story should make a point and have interesting facts or experiences that give the judge an understanding of what you did and learned with this project. Remember grammar, spelling, and neatness will be observed by the judges. **Minimum is: one full page typed single spaced with 14 font.**

Your story should follow this outline:

~ Introduce yourself with your name, club or chapter, how long you have done this project and why you chose this project.

~ What did you learn and how?

~ What safety practices did you use?

~ What is something you would do to improve this project?


~ What skills did you learn or improve from other projects?

~ What thought do you want to leave the judge about you and this project?

Project Photos

Each picture should reflect the entire project. An explanation/caption should accompany the picture and tell how it relates to your project.

Photo One




Caption: _____

Project Photos

Each picture should reflect the entire project. An explanation/caption should accompany the picture and tell how it relates to your project.

Photo Two



Caption: _____

Project Photos

Each picture should reflect the entire project. An explanation/caption should accompany the picture and tell how it relates to your project.

Photo Three



Caption: _____

Project Photos

Each picture should reflect the entire project. An explanation/caption should accompany the picture and tell how it relates to your project.

Photo Four




Caption: _____

Project Photos

Each picture should reflect the entire project. An explanation/caption should accompany the picture and tell how it relates to your project.

Photo Five



Caption: _____

Project Photos

Each picture should reflect the entire project. An explanation/caption should accompany the picture and tell how it relates to your project.

Photo Six




Caption: _____

Project Photos

Each picture should reflect the entire project. An explanation/caption should accompany the picture and tell how it relates to your project.

Photo Seven




Caption: _____

Project Photos

Each picture should reflect the entire project. An explanation/caption should accompany the picture and tell how it relates to your project.

Photo Eight



Caption: _____

Feed Expense Record

Start at the date of registration. Make and add copies as needed. Please enter the information every time you purchase feed for your project. Prior expenses should be listed on pg. _____

Date	Name & Type of Feed	Lbs of Feed	Cost of Feed	Lbs. of Roughage	Cost of Roughage	Lbs. of Supplements	Cost of Supplements
Total			\$		\$		\$

Total FEED, ROUGHAGE, AND OTHER SUPPLEMENTS: \$ _____

Feed includes: all concentrate, bag feed, corn, etc.

Roughage includes: hay, silage, pasture, grasses

Supplements include: minerals, salts, treats, etc.

Financial Summary

Expenses:

Cost of Animal: \$ _____

Feed/Roughage: \$ _____

Misc. Operating: \$ _____

Total Expenses: \$ _____

Income:

Ewe Lambs: 1) _____ X \$ _____ =+\$ _____

(Final Weight) (Current Market Price) (Market Value of Animal)

2) _____ X \$ _____ =+\$ _____

(Final Weight) (Current Market Price) (Market Value of Animal)

3) _____ X \$ _____ =+\$ _____

(Final Weight) (Current Market Price) (Market Value of Animal)

4) _____ X \$ _____ =+\$ _____

(Final Weight) (Current Market Price) (Market Value of Animal)

Income: \$ _____ - Expenses: \$ _____ = _____

Profit or Loss

Number of Hours spent on Project: _____

Market Record Book Score Sheet

	Total Point Value	Scored Points
Completeness/Neatness		
All Signatures	10	
Neatly Bound / Clean Copy	5	
Barn Set up / Clean Up	10	
Section Total:	25	
Accuracy		
Inventory Page	5	
Miscellaneous Expenses	5	
Feed Expenses	10	
Animal Health	10	
Financial Summary	5	
Section Total:	35	
Evidence of Work		
Project Story (follow outline)	20	
Pictures with educational captions	20	
Section Total:	40	
Total:	100	

Ribbon Awarded:

Blue: 90-100

Red: 80-89

White: 70-79